

# VX-2000DS

## EMERGENCY POWER SUPPLY

The VX-2000DS Emergency Power Supply Unit supplies the DC power to each equipment in the VX-2000 system by connecting the VX-200PS Power Supply Unit. It keeps the battery unit that contains 2 # 12 V sealed lead batteries charged compensating for the temperature of the battery charging voltage. When the DC power supply from the VX-200PS stops, the VX-2000DS is automatically switched to the backup battery.



Order no: VX-2000DS ER

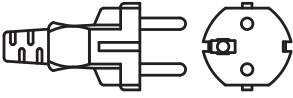
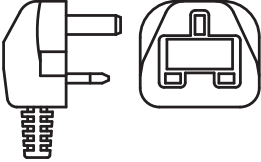
### Specifications

Power source	230 V AC, 50 / 60 Hz
Power consumption	240 W max.
Outputs	DC power output: 6 (25 A max. each) M4 screw terminal, distance between barriers: 11 mm
Charging method	Trickle charging
Charging output voltage	27.3 V $\pm$ 0.3 V (at 25 °C) Temperature correction coefficient: -40 mV/ °C
Battery connection	1 pair of positive and negative terminals, applicable cable diameter: AWG 6 – AWG 0 1/0
Control connector	RJ45 female connector for connecting the VX-2000SF. Twisted-pair straight cable (TIA/EIA-568A standard) Type of control signal: Battery check, AC power status, DC power status, charging circuit failure, and battery failure
Certificates	EN 54-4
Gross weight	13,9 kg
Operating temperature	0 °C to +40 °C

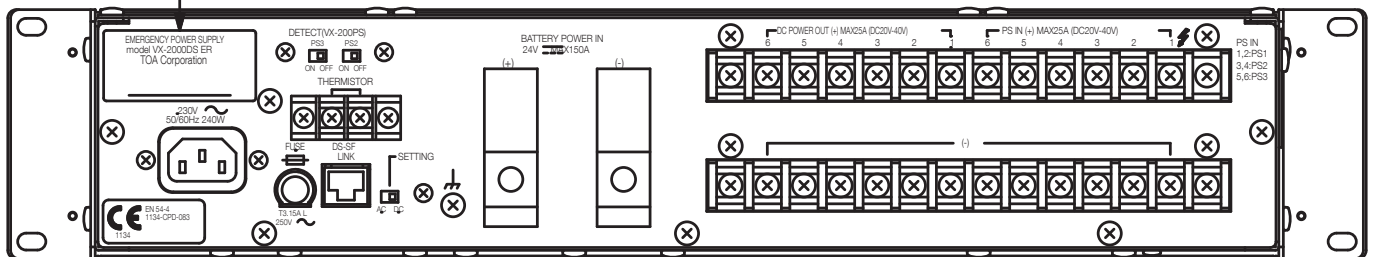
# VX-2000DS

EMERGENCY POWER SUPPLY

Appearance

Model	ER	UK
AC plug		

Other product version UK is available depending on the power cord type.



Rear View